










Year 3 Our Work This Term - Autumn 1

Subject	Areas studied	How to help your child at home														
<p>English</p> 	<p>Fiction: Narrative on the book 'Juniper Jupiter' by Lizzie Stewart.</p> <p>Non-Fiction: Non-chronological report based on a side-lick created by the children.</p>	<p>Reading at home at least 3 times per week. Reading Diaries are checked on a Friday and should be signed weekly by a parent. Encourage children to discuss what they have read.</p> <p>Encourage children to learn their Year 3/4 spellings, found in their reading diaries.</p> <p>Complete Reading Plus homework but also access Oxford reading buddies, Lexia and IDL where necessary.</p>														
<p>Maths</p> 	<p>Number</p> <table border="1" data-bbox="304 792 858 1805"> <tbody> <tr> <td data-bbox="304 792 440 936">Week 1</td> <td data-bbox="443 792 858 936"> Unit 1: Place value within 1,000 11 Lessons / 11 Days <input type="button" value="+"/> <input type="button" value="-"/> </td> </tr> <tr> <td data-bbox="304 940 440 1084">Week 2</td> <td data-bbox="443 940 858 1084"></td> </tr> <tr> <td data-bbox="304 1088 440 1232">Week 3</td> <td data-bbox="443 1088 858 1232"> Unit 2: Addition and subtraction (1) 10 Lessons / 10 Days <input type="button" value="+"/> <input type="button" value="-"/> </td> </tr> <tr> <td data-bbox="304 1236 440 1379">Week 4</td> <td data-bbox="443 1236 858 1379"></td> </tr> <tr> <td data-bbox="304 1384 440 1527">Week 5</td> <td data-bbox="443 1384 858 1527"> Unit 3: Addition and subtraction (2) 9 Lessons / 9 Days <input type="button" value="+"/> <input type="button" value="-"/> </td> </tr> <tr> <td data-bbox="304 1532 440 1675">Week 6</td> <td data-bbox="443 1532 858 1675"></td> </tr> <tr> <td data-bbox="304 1680 440 1805">Week 7</td> <td data-bbox="443 1680 858 1805"> Unit 4: Multiplication and division (1) 15 Lessons / 15 Days <input type="button" value="+"/> <input type="button" value="-"/> </td> </tr> </tbody> </table>	Week 1	Unit 1: Place value within 1,000 11 Lessons / 11 Days <input type="button" value="+"/> <input type="button" value="-"/>	Week 2		Week 3	Unit 2: Addition and subtraction (1) 10 Lessons / 10 Days <input type="button" value="+"/> <input type="button" value="-"/>	Week 4		Week 5	Unit 3: Addition and subtraction (2) 9 Lessons / 9 Days <input type="button" value="+"/> <input type="button" value="-"/>	Week 6		Week 7	Unit 4: Multiplication and division (1) 15 Lessons / 15 Days <input type="button" value="+"/> <input type="button" value="-"/>	<p>Regularly complete Mathematics homework as this will help your child with Maths work they are struggling with.</p> <p>Encourage children to demonstrate their working out and explain their mental methods.</p> <p>Use TT-Rockstars on a daily basis.</p> <p>Discuss some real-life problems that include addition, subtraction, multiplication or division. Children can go on to write their own word problems for each operation.</p> <p>Include maths in everyday life such as telling the time, handling money, counting steps.</p>
Week 1	Unit 1: Place value within 1,000 11 Lessons / 11 Days <input type="button" value="+"/> <input type="button" value="-"/>															
Week 2																
Week 3	Unit 2: Addition and subtraction (1) 10 Lessons / 10 Days <input type="button" value="+"/> <input type="button" value="-"/>															
Week 4																
Week 5	Unit 3: Addition and subtraction (2) 9 Lessons / 9 Days <input type="button" value="+"/> <input type="button" value="-"/>															
Week 6																
Week 7	Unit 4: Multiplication and division (1) 15 Lessons / 15 Days <input type="button" value="+"/> <input type="button" value="-"/>															
<p>Science</p> 	<p>Plants</p>	<p>Try to use scientific vocabulary at home by using words describing the characteristics of plants and their life cycles.</p> <p>When walking around, identify different plants and question how</p>														

		<i>they got their and what makes their habitat perfect.</i>
History/ Geography 	Geography: Rivers	<i>Support your child by visiting local rivers and learning the wide range of vocabulary to describe the different features of a river. Encourage your child to think about the different uses of a river e.g tourism, transport and discuss impact of flooding on the environment and the local area.</i>

Computing 	Computing systems and networks- connecting computers	<i>During this unit, the children will develop their understanding of computer systems and how information is transferred between systems and devices. Continue to use computing skills at home.</i>
PE 	Handball	<i>Practice passing and throwing with your child to improve co-ordination and communication.</i>
SMSC & RSE 	Families and Relationships	<i>In SMSC we will be exploring ways to improve our skills at working in teams and developing friendships and relationships with our families.</i>
RE 	Christianity (God)	<i>Discuss different faiths with your child, can they tell you where Christians worship and how?</i>
Art 	Drawing- Growing artist	<i>During this unit the children will be developing an understanding of shading and drawing techniques to create botanical inspired drawings. Encourage your children to sketch</i>

at home and use different textures, shading and pressures.

Music



Creating compositions in response to an animation-Mountains

Encourage your child to find the rhythm and pulse in music. When watching TV shows or movies, question how the music makes your child feel and why do they think that kind of music was used for that setting/character.