







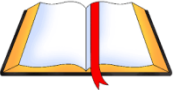


## Year 6 Our Work This Term

Subject	Areas studied	How to help your child at home
<b>English</b> 	Narrative in a familiar setting.  Non chronological I report writing	Reading at home at least 3 times per week.  Show children letters you receive at home, look at the layout e.g. where the senders' address is placed, how does the letter begin 'Dear..'  Encourage children to discuss what they have read.  Complete weekly SPAG (Spelling, Punctuation, Grammar) homework and encourage children to take pride in their presentation and proof read their writing.
<b>Maths</b> 	Place Value  Addition, subtraction, multiplication and division.  Multiples, factors and prime numbers.	Regularly complete My Maths homework. Login to Mathletics to help your child with Maths work they are struggling with.  Encourage children to demonstrate their working out and explain their mental methods.  Discuss some real life problems that include addition, subtraction, multiplication or division. Children can go on to write their own word problems for each operation.
<b>Science</b> 	Living things and their habitats	Look around the garden/parks, what can you see? What type of animals will you find under rocks? Why do they live there?
<b>History/ Geography</b> 	The United Kingdom	<ul style="list-style-type: none"> <li>• Explore your local area with your children so that they are familiar with it.</li> <li>• When planning a trip somewhere, point out the place on a world map so they can see where they are going in relation to where they live.</li> <li>• Let children investigate route maps and help them to plan the route places that you visit. If you use public transport talk about types of transport – where they might be going.</li> <li>• Use small world toys- farm sets, train sets, dolls houses etc – talk about the layouts and rooms etc.</li> </ul>

		<p>What belongs where? Where the tractors go? etc.</p> <ul style="list-style-type: none"> <li>• Go to the library and choose books about different people around the world, different cultures and places.</li> <li>• Use playdough or Lego to make famous UK landmarks or famous landmarks from around the world.</li> <li>• Talk about places in films that you watch together – Finding Nemo, Jungle Book, Lion King, Happy Feet, Frozen, Ice Age, etc.</li> <li>• Have a look at the labels on your food/clothes and see what countries they have come from. Can you point these countries out on a map, atlas or globe?</li> <li>• When you visit your friends or family, go for a short walk and discuss how the area is similar and different to the area that your home is in.</li> </ul>
<p><b>Computing</b></p> 	<p><a href="#">Computing systems and networks – Communication</a></p>	<p>Encourage the children to investigate why Apps are developed and how they help the user. Discuss some Apps that you feel could still be developed.</p>
<p><b>Art/D&amp;T</b></p> 	<p><b>Painting and mixed media: Artist study</b></p>	<p>Look at photographs, posters and art around you researching the life, techniques intentions of the artist.</p> <p>Ask questions when looking at pictures/art work on ipads/around the house/in restaurants:</p> <p>Do the people remind you of anyone that you know? Why?      What might you be able to hear?      How does this painting make you feel?      How might the people in this painting feel?      What do you think happened before this moment in time?      What might happen next?      Who do you think speaks first? What might they say?</p>
<p><b>PE</b></p> 	<p>Cognitive Skills</p> <p>Hockey</p>	<p>Encourage children to be active and work on their balance and direction during play and games.</p>

<p><b>SMSC &amp; SRE</b></p> 	<p>Respect</p>	<p>In SMSC we will be exploring Democracy, Harvest and local charities.</p> <p>Celebrate the differences between ourselves and other members of the family. What shared interests do you have and what makes you different?</p> <p>What do you have different opinions on? Discuss how you can have disagree yet still respect somebodies beliefs.</p>
<p><b>RE</b></p> 	<p>In what way is life like a journey?</p>	<p>In RE we will be exploring the church as a community of believers and examine how rites of passage reflect their commitment and relationship with God. We will also be considering different dominations reflecting upon the importance of child baptism, confirmation and adult baptism. The children are very welcome to bring anything related to Baptisms into school to show the class throughout this unit of work.</p>