






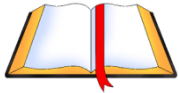




Year 3 Our Work This Term - Autumn 2

Subject	Areas studied	How to help your child at home
English 	<p>Fiction: Narrative on the book 'The Troll Swap.</p> <p>Non-Fiction: Explanation text based on 'How to use a Ewephonia'</p>	<p>Reading at home at least 3 times per week. Reading Diaries are checked on a Friday and should be signed weekly by a parent. Encourage children to discuss what they have read.</p> <p>Encourage children to learn their Year 3/4 spellings, found in their reading diaries.</p> <p>Complete Reading Plus homework but also access Oxford reading buddies, Lexia and IDL where necessary.</p>
Maths 	<p>Number</p> <p>Multiplication and division</p> <p>write and calculate mathematical statements for multiplication and division using the multiplication tables that they know, including for two-digit numbers times one-digit numbers, using mental and progressing to formal written methods</p> <p>recall and use multiplication and division facts for the 3, 4 and 8 multiplication tables</p> <p>solve problems, including missing number problems, involving multiplication and division, including positive integer scaling problems and correspondence problems in which n objects are connected to m objects</p>	<p>Regularly complete Mathematics homework as this will help your child with Maths work they are struggling with.</p> <p>Encourage children to demonstrate their working out and explain their mental methods.</p> <p>Use TT-Rockstars on a daily basis.</p> <p>Discuss some real-life problems that include addition, subtraction, multiplication or division. Children can go on to write their own word problems for each operation.</p> <p>Include maths in everyday life such as telling the time, handling money, counting steps.</p>
Science 	<p>Rocks</p>	<p>Try to use scientific vocabulary at home when identifying items and explaining objects.</p> <p>When walking around, identify different rocks and question how they got there and what type of rock it is: Sedimentary, Metamorphic or Igneous</p>

History 	The Stone age	Support your child by encouraging to read books regarding the Stone and Iron age in Britain. Question their understanding of chronology and try and put into perspective the time period they are learning in relation to modern day life. Use websites such as BBC Bitesize to further their knowledge, watch videos and if possible, travel to libraries and museums.
---	---------------	---

Computing 	Creating media- stop-frame animation	Continue to use computing skills at home. Encourage children exploring stop-start animation at home and made simple home movies on tables or phones.
PE 	Passing for possession Over the net	Practice passing and receiving different balls and maintaining contact with the ball.
SMSC & RSE 	Health and Wellbeing	Encourage discussion around healthy eating and living. Discuss the importance of mental health and explore different ways to be kind to ourselves.
RE 	Islam	Discuss different faiths with your child and the importance of respecting different faiths and cultures.
DT 	Christmas Decorations	During this unit the children will be developing an understanding of evaluating and developing products. Critically analysis products in shops and discuss what makes them great and what could be improved.

<p>Music</p> 	<p>Developing singing technique- The Vikings</p>	<p>Encourage your child to find the rhythm and pulse in music. Talk about how the music makes them feel and the meaning of the lyrics.</p>
--	--	--